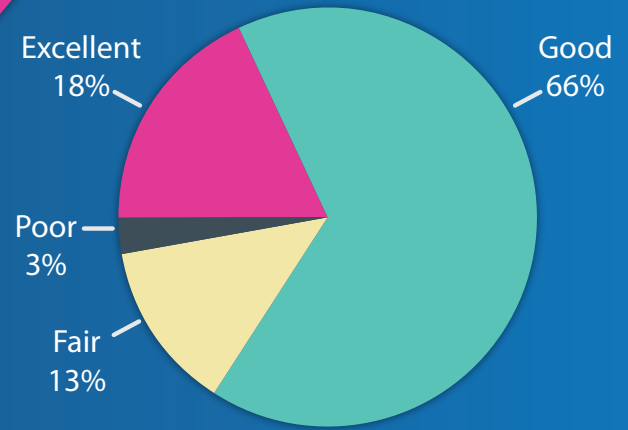


# 2018 National Citizen Survey

## Athens-Clarke County, GA

### Overall Quality of Life

In January, the Unified Government of Athens-Clarke County sent a National Citizen Survey (NCS) to 1,800 randomly-selected residents throughout Athens-Clarke County. The NCS surveyed their opinions about three pillars of a community and across eight facets of a community and compared the results to other communities' responses. Here are some of the results of the 251 responses received.



### 8 Facets of the Community Surveyed

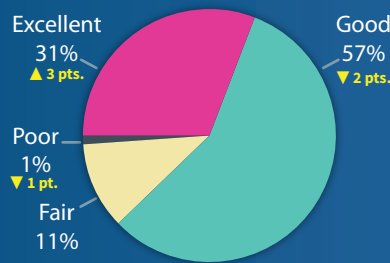


Overall results were similar to national benchmarks. Safety and Economy were identified as most important.

### Pillar I: Community Characteristics

Comparison to national benchmark: Higher (blue), Similar (dark blue), Lower (light blue)

#### Place to Live



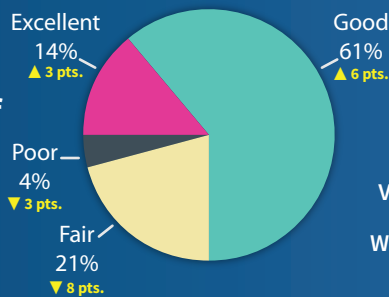
#### Percent rating positively (e.g., excellent/good)



Change from 2016 Survey

### Pillar II: Governance

#### Overall Quality of County Services



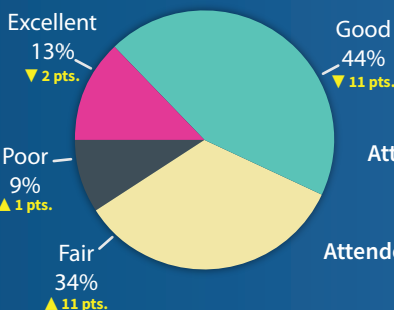
#### Percent rating positively (e.g., excellent/good)



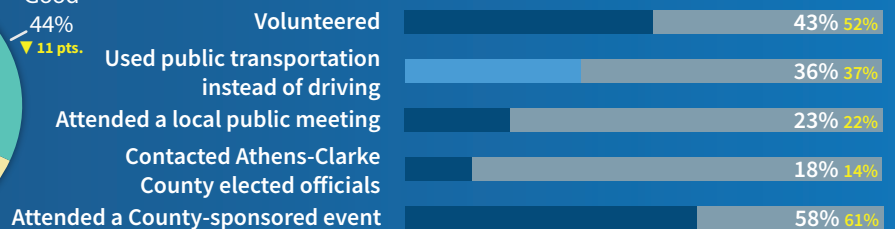
Change from 2016 Survey

### Pillar III: Participation

#### Sense of Community



#### Percent rating positively (e.g., yes, more than once a month, always/sometimes)



Change from 2016 Survey

For the full survey reports and responses in over 100 categories, visit [www.accgov.com/ncs](http://www.accgov.com/ncs).