

**ATHENS-CLARKE COUNTY SOLID WASTE DEPARTMENT
RECYCLING DIVISION
ANNUAL REPORT**

**FISCAL YEAR 2007
(JULY 1, 2006 – JUNE 30, 2007)**

I. RECOVERED MATERIALS PROCESSING FACILITY

The following provides tonnage and cost information for recycled materials delivered to the Athens-Clarke County Recovered Materials Processing Facility for the period noted above.

Bottles & Cans	2,899.24 tons		
Mixed Paper	10,275.68 tons		
Total Tons	13,174.92 tons	Average Tons Per Month	1,097.91
Processing Fees	\$509,754.47		
Revenues	\$658,730.51*		
Net Cost/(Profit)	(\$148,976.04)	Net Cost/(Profit) Per Ton	(\$11.31)

** Athens-Clarke County has a revenue sharing arrangement built into our contract with FCR, Inc., the private RMPF operator. Athens-Clarke County pays a processing fee for each ton of recyclable material we deliver or cause to be delivered, to the RMPF. In return, we receive an 80% share of the revenues from the sale of the recyclable materials.*

Comparison of Fiscal Year 2007 to Fiscal Year Fiscal Year 2006

	FY06	FY07	Difference
Total Tons	13,088.35	13,174.92	0.66%
Net Cost or (Profit)	(\$113,406.03)	(\$148,976.04)	\$35,570.01

	FY06	FY07	Difference
Average TPM	1,090.70	1,097.91	0.66%
Net Cost/(Profit) Per Ton	(\$8.66)	(\$11.31)	\$2.65

TPM=Tons Per Month

The following provides specific information on the recyclable tonnage delivered to the RMPF by the service programs of the Athens-Clarke County Solid Waste Department.

Solid Waste Department Recycling – Individual Program Information

Program Name	Tons of Recyclables		
	FY06	FY07	Difference
Urban Service District Residential Curbside Recycling	1,766.56	1866.3	5.6%
Countywide Residential Drop-Off Recycling	2344.44	2440.7	4.1%
Central Business District (Downtown) Recycling	386.6	758.4	96%
Commercial Dumpster (Business) Recycling	836.03	931.48	11%
Landfill Materials Recycling Facility	49.3	48.22	-2.1%
Totals	5,382.93	6,045.1	12.3%

**Recycling Division Annual Report
Fiscal Year 2007 (July 1, 2006 – June 30, 2007)**

The following provides specific information on the recyclable tonnage delivered to the RMPF by private haulers who have a solid waste franchise or are otherwise approved to operate in Athens-Clarke County. Please note that not all of the recyclables collected by these haulers are delivered to the Athens-Clarke County RMPF; some may be delivered to other facilities outside Athens-Clarke County.

Private Hauler Recycling– Individual Program Information

Name of Hauler	Tons of Recyclables		Difference
	FY06	FY07	
United Waste/Robertson Sanitation	1627.05	968.74	-40.4%
Waste Pro	1393.51	1118.61	-20%
University of Georgia	950.21	958.53	1%
McLane Southeast	659.80	717.38	8%
BFI	378.17	476.01	21%
Roll Off	333.35	5.59	-98%
F4 Sanitation	333.32	322.76	-3%
Curbside Services	327.20	363.25	11%
AAA Sanitation	157.09	165.72	5%
Oconee Waste Transport	100.75	211.57	109%
Totals	6260.45	5308.16	-15%

The following provides specific information on the recyclable tonnage delivered to the RMPF by neighboring cities or counties who have been approved to use the RMPF. Please note that not all of the recyclables collected by these cities or counties are delivered to the Athens-Clarke County RMPF; some may be delivered to other facilities outside Athens-Clarke County.

Neighboring City or County Recycling– Individual Program Information

Name of City or County	Tons of Recyclables		Difference
	FY06	FY07	
Oglethorpe County	194.20	216.72	12%
Morgan County	178.06	188.52	6%
Walton County	68.69	68.46	Negligible
Greene County	57.47	37.87	-34%
City of Washington	25.32	24.21	-4%
Madison County	49.43	56.91	15%
Oconee County	5.82	3.21 (plus undetermined amount from private hauler)	-45%
Elbert County	5.65	0	-100%
Totals	584.64	595.9	2%

Summary of RMPF Tonnage (By User)

RMPF Customer Name	Tons	% of RMPF Tonnage
Private Haulers	5308.16	40%
Solid Waste Department	6,045.1	46%
Neighboring City or County	595.9	5%
Miscellaneous Users *	1,139.4	9%
Totals	13,174.92 tons	100%

* Miscellaneous users are local businesses that directly haul their recyclables to the RMPF (eg: Athens Mailing Service, Classic City Moving & Storage, The Lindsay Group, etc.)

**Recycling Division Annual Report
Fiscal Year 2007 (July 1, 2006 – June 30, 2007)**

II. OTHER ATHENS-CLARKE COUNTY SOLID WASTE DEPARTMENT RECYCLING, WASTE REDUCTION, AND LANDFILL DIVERSION ACTIVITIES

Description of Activity	Recycled/Diverted
Water Pollution Control Waste	10,444 tons*
Dirt/Manifest and Ash	827 tons
Yard Trimmings (Includes materials accepted at landfill from residents/businesses)	966 tons
Countywide Leaf & Limb Collection Program	4857 tons
Bring One for the Chipper (Christmas Tree Recycling)	20 tons
Scrap Metal	246 tons
Wood Pallets	29 tons
Scrap Tires (brought by residents throughout year, except April event)	56 tons
Scrap Tires (from April 2007 Amnesty event)	8.85 tons
Household Hazardous Waste Collection Event (November 2006)	18 tons
Mercury or other HHW (Thermometer and Thermostat Exchange Program)	0.68 tons
On-going Electronics Collection	41.8 tons
Batteries (alkaline and rechargeable- not available)	0.23 tons
Plastic Wrap Recycling (partnership with Trex)	3.14 tons
Inkjet and Toner Cartridges	Not Available
Cell phones	Not Available
Teacher Reuse Store	30 tons

Total (approximate) 17,548 tons

*Approved by the Georgia Environmental Protection Division's Land Protection Branch, this material is mixed with mulched leaf and limb materials and used as intermediate daily cover at the Landfill as an alternative to using soil.


Total Tons Recycled (all activities)	30,722.62 tons
Total Tons Disposed	84,888.82 tons
RECYCLING RATE	26.6%

III. PERCENTAGE OF WASTE RECYCLED IN SOLID WASTE DEPARTMENT PROGRAMS

Service Program Name	Solid Waste Disposed (In Tons)	Recyclables Collected (In Tons)	% of Waste Recycled
Urban Service District Residential Service	6,439.62	1866.3	22.4%
Central Business District (Downtown) Service	1410.95	758.4	34.9%
Commercial Dumpster (Business) Service	7,385.61	931.48	11.19%
Countywide Leaf & Limb Service	0.00	5,823	100.00%

IV. ENVIRONMENTAL BENEFITS SUMMARY

The following provides the estimated environmental benefits of Athens-Clarke County's recycling and other waste reduction efforts using the National Recycling Coalition's Benefits Calculator.

 **Reduction in Greenhouse Gas Emissions 18,761 MTCE (Metric Tons of Carbon Equivalent)**


This is equivalent to keeping 14,156 automobiles off the road each year.

 **Energy Savings 440,306 BTU (British Thermal Units)**


This is equivalent to saving enough energy to provide electricity to 4,185 households per year.

 **Reduced Air Emissions 14,376.1 tons**


Air emissions reduced through recycling include decreases in aldehydes, ammonia, carbon dioxide, carbon monoxide, chlorine, hydrogen fluoride, lead, hydrogen chloride, metals, hydrocarbons, methane, nitrogen oxides, other organics, particulates, and sulfur oxides.

 **Reduced Waterborne Wastes 53.5 tons**

Waterborne Wastes reduced through recycling include decreases in acid, ammonia, BOD, COD, cyanide, dissolved solids, fluorides, iron, metal ion, oil, phenol, sulfuric acid, and suspended solids.

 **Total Natural Resources Saved just by recycling 246 tons of ferrous steel 495 tons**

Natural resources saved include iron ore, coal and limestone.

 **Total Number of Trees Saved just by recycling 3,603 tons of Paper 43,237 trees**

This number includes tonnage of newsprint (3,245 tons) and mixed paper (359 tons) recycled in our program.