

**ATHENS-CLARKE COUNTY SOLID WASTE DEPARTMENT
RECYCLING DIVISION
ANNUAL REPORT**

**FISCAL YEAR 2011
(JULY 1, 2010 – JUNE 30, 2011)**

I. RECOVERED MATERIALS PROCESSING FACILITY

The following provides tonnage and cost information for recycled materials delivered to the Athens-Clarke County Recovered Materials Processing Facility for the period noted above.

Bottles & Cans	3,283.23 tons		
Mixed Paper	<u>11,405.74 tons</u>		
Total Tons	14,688.97 tons	Average Tons Per Month	1,224.08
Processing Fees	\$454,020.96		
Revenues	<u>\$762,086.56*</u>		
Net Cost/(Profit)	(\$308,065.60)	Net Cost/(Profit) Per Ton	(\$20.97)

* Athens-Clarke County has a revenue sharing arrangement built into our contract with ReCommunity (formerly FCR, Inc., the private RMPF operator). Athens-Clarke County pays a processing fee for each ton of recyclable material we deliver or cause to be delivered, to the RMPF. In return, we receive an 80% share of the revenues from the sale of the recyclable materials.

Comparison of Fiscal Year 2010 to Fiscal Year Fiscal Year 2011

	FY10	FY11	Difference
Total Tons	14,752.19	14,688.97	-0.43% decrease
Net Cost or (Profit)	(\$134,919.90)	(\$308,065.60)	(\$173,145.70)

	FY10	FY11	Difference
Average TPM	1,229.35	1,224.08	-0.43% decrease
Net Cost/(Profit) Per Ton	(\$9.16)	(\$20.94)	(\$11.78)

TPM=Tons Per Month

The following provides specific information on the recyclable tonnage delivered to the RMPF by the service programs of the Athens-Clarke County Solid Waste Department.

Solid Waste Department Recycling – Individual Program Information

Program Name	Tons of Recyclables		Difference
	FY10	FY11	
Urban Service District Residential Curbside Recycling*	1846.2	1846.32	0.006%
Countywide Residential Drop-Off Recycling	2491.8	2343.80	-3%
Central Business District (Downtown) Recycling*	1242	1239.80	-0.2%
Commercial Dumpster (Business) Recycling	1493.4	1475.66	-1%
Landfill Materials Recycling Facility	2.82	0	-100%
Totals	7143.71	6,905.58	-3%

**Recycling Division Annual Report
Fiscal Year 2011 (July 1, 2010 – June 30, 2011)**

The following provides specific information on the recyclable tonnage delivered to the RMPF by private haulers who have a solid waste franchise or are otherwise approved to operate in Athens-Clarke County. Please note that not all of the recyclables collected by these haulers are delivered to the Athens-Clarke County RMPF; some may be delivered to other facilities outside Athens-Clarke County.

University of Georgia – Individual Program Information

Name of Hauler	Tons of Recyclables		Difference
	FY10	FY11	
University of Georgia	1221.46	1315.86	8%

Private Hauler Recycling– Individual Program Information

Name of Hauler	Tons of Recyclables		Difference
	FY10	FY11	
AAA Sanitation	277.76	99.13*	-64%
BFI	427.97	75.37	-82%
F4 Sanitation	440.47	446.47	1%
Oconee Waste Transport	239.64	140.16	-42%
Roll Off	120.53	26.65**	-78%
Republic/Robertson Sanitation	359.86	244.36*	-32%
Waste Pro	1333.74	1185.44*	-11%
Totals	2848.59	2217.58	-22%

* These private haulers have stopped bringing (some and/or all) residential curbside tonnage to the ACC Recycling Facility. This tonnage reflects mainly commercial tonnage delivered to the ACC Recycling Facility only. These haulers take their recyclables to Gwinnett County to a single-stream processing facility. Single-Stream Definition: Single stream recycling (SSR) lets people place all of their recyclable materials (NOT trash) into one container without having to separate anything.

** Roll-off Systems contracts out some of their recycling dumpsters (commercial recycling customers) to Athens-Clarke County Solid Waste Department.

The following provides specific information on the recyclable tonnage delivered to the RMPF by neighboring cities or counties who have been approved to use the RMPF. Please note that not all of the recyclables collected by these cities or counties are delivered to the Athens-Clarke County RMPF; some may be delivered to other facilities outside Athens-Clarke County.

Neighboring City or County Recycling– Individual Program Information

Name of City or County	Tons of Recyclables		Difference
	FY10	FY11	
Oconee County	0	478.17	100%
Morgan County	365.61	303.62	-17%
Madison County	183.16	254.33	39%
Oglethorpe County	240.3	198.38	-17%
Walton County	171.64	113.56	-34%
City of Monroe	68.28	67.06	-2%
City of Washington	40.43	45.49	13%
Elbert County	13.08	37.27	185%
Hart County	36.15	29.48	-18%
City of Elberton	3.18	5.18	63%
Greene County	13.60	0	-100%
Totals	912.34	1,532.54	68%

**Recycling Division Annual Report
Fiscal Year 2011 (July 1, 2010 – June 30, 2011)**

Summary of RMPF Tonnage (By User)

RMPF Customer Name	Tons	% of RMPF Tonnage
Solid Waste Department	6,905.58	47%
Miscellaneous Users *	2,717.41	19%
Private Haulers	2,217.58	15%
Neighboring City or County	1,532.54	10%
University of Georgia	1,315.86	9%
Totals	14,688.97	100%

* Miscellaneous users are local businesses that directly haul their recyclables to the RMPF (eg: Classic City Moving & Storage, Carrier, The Lindsay Group, etc.)

II. OTHER ATHENS-CLARKE COUNTY SOLID WASTE DEPARTMENT RECYCLING, WASTE REDUCTION, AND LANDFILL DIVERSION ACTIVITIES

Description of Activity	Recycled/Diverted
Water Pollution Control Waste	8,814* tons
Dirt	4033 tons
Yard Trimmings (Includes materials accepted at landfill from residents/businesses including the annual <i>Bring One for the Chipper</i> program)	306 tons
Countywide Leaf & Limb Collection Program	4870 tons
Scrap Metal	106 tons
Wood Pallets	20 tons
Scrap Tires	24 tons
Mercury Containing Devices (bulbs, thermostats and thermometers)	0.019 tons
Electronics	48 tons
Batteries (alkaline and rechargeable)	4 tons
Batteries (car batteries and other large batteries)	0.19 tons
Plastic Wrap Recycling (partnership with Trex)	11 tons
Ballasts	0.2 tons
Bulbs (fluorescent, HID, mixed)	2 tons
Technotrash (CD's, DVD's, VHS tapes, floppy disks)	0.91 tons
Cooking Oil (grease)	7693 gallons**
Reuse Activity: Teacher Reuse Store	20 tons **
Inkjet and Toner Cartridges	Not Available
Cell phones	Not Available
Total (approximate): 18,239 tons	

* Approved by the Georgia Environmental Protection Division's Land Protection Branch, this material is mixed with mulched leaf and limb materials and composted at the Landfill. The compost is used as intermediate daily cover at the Landfill as an alternative to using soil and/or sold to the general public.

** Not included in final tonnage.

Total Tons Recycled (all activities)	32,928.29 tons **
Total Tons Disposed	61,333.75 tons **
DIVERSION RATE	35%

** This is only ACC Recycling Facility and ACC Landfill tonnage. This does not include recyclables and/or trash taken to other landfills, material processing facilities and/or end markets.

III. PERCENTAGE OF WASTE RECYCLED IN SOLID WASTE DEPARTMENT PROGRAMS

Service Program Name	Solid Waste Disposed (In Tons)	Recyclables Collected (In Tons)	% of Waste Recycled
Urban Service District Residential Service	5203.20	1846.32	26%
Central Business District (Downtown) Service	1322.75	1239.80	48%
Commercial Dumpster (Business) Service	6167.76	1335.02	18%
Countywide Leaf & Limb Service	N/A	5176	100%

Community Recycling Drop-Off Name	Recyclables Collected (In Tons)	% of Tonnage
Georgia Square Mall	640.27	32%
Tag Office (Jail Road)	438.07	22%
Jefferson Road Fire Station	226.22	11%
College Avenue (Cleveland Road)	188.50	10%
Winterville	173.65	9%
George Gibson's Menswear (Baxter Street)	98.11	5%
Athens-Clarke County Landfill	87.68	4%
Athens Technical College	74.45	4%
Danielsville Road Fire Station	36.93	2%
Power Partners, Inc. (Newton Bridge Road)*	26.69	1%
Total**	1,990.57	100%

* New site, opened in November 2010.

**This tonnage does not include December tonnage due to an FCR/ReCommunity scale software malfunction.

IV. COMMERCIAL COMPOST PROGRAM

This commercial compost program includes bio-solids from ACC Public Utilities and leaf and limb debris from ACC Solid Waste leaf and limb collection program.







Material	Amount
Bio-Solids (provided by ACC Public Utilities)	1,650 tons
Leaf and Limb Debris	2,756 tons
Compost (finished product sold)	910 cubic yards
Revenue from the sale of compost	\$14,068

Note: This reporting period was from January 1, 2011 – June 30, 2011. Compost program started January 1, 2011.

**Recycling Division Annual Report
Fiscal Year 2011 (July 1, 2010 – June 30, 2011)**

IV. ENVIRONMENTAL BENEFITS SUMMARY

The following provides the estimated environmental benefits of Athens-Clarke County's recycling and other waste reduction efforts using the National Recycling Coalition's Benefits Calculator.

-  **Reduction in Greenhouse Gas Emissions 16,622 MTCE (Metric Tons of Carbon Equivalent)**
This is equivalent to keeping 12,542 automobiles off the road each year.
-  **Energy Savings 395,405 BTU (British Thermal Units)**
This is equivalent to saving enough energy to provide electricity to 3,759 households per year.
-  **Reduced Air Emissions 15,909.2 tons**
Air emissions reduced through recycling include decreases in aldehydes, ammonia, carbon dioxide, carbon monoxide, chlorine, hydrogen fluoride, lead, hydrogen chloride, metals, hydrocarbons, methane, nitrogen oxides, other organics, particulates, and sulfur oxides.
-  **Reduced Waterborne Wastes 59.2 tons**
Waterborne Wastes reduced through recycling include decreases in acid, ammonia, BOD, COD, cyanide, dissolved solids, fluorides, iron, metal ion, oil, phenol, sulfuric acid, and suspended solids.
-  **Total Natural Resources Saved just by recycling 125 tons of ferrous steel 251 tons**
Natural resources saved include iron ore, coal and limestone.
-  **Total Number of Trees Saved just by recycling 3,300 tons of Paper 39,597 trees**
This number includes tonnage of newsprint (2,448 tons) and mixed paper (852 tons) recycled in our program.