

**ATHENS-CLARKE COUNTY SOLID WASTE DEPARTMENT
RECYCLING DIVISION
ANNUAL REPORT FISCAL YEAR 2012
(JULY 1, 2011 – JUNE 30, 2012)**

I. RECOVERED MATERIALS PROCESSING FACILITY

The following provides tonnage and cost information for recycled materials delivered to the Athens-Clarke County Recovered Materials Processing Facility for the period noted above.

Bottles & Cans	1,467.06 tons		
Mixed Paper	7,965.90 tons		
Single Stream	6,302.79 tons		
Total Tons	15,735.75 tons	1,311.31 Average Tons Per Month	
Processing Fees	\$392,556.66		
Commodity Revenue	\$682,919.23 *		
Host Fee Revenue	\$34,301.72 **		
Net Cost/(Profit)	(\$320,235.49)	Net Cost/(Profit) Per Ton	(\$20.35)

* Athens-Clarke County has a revenue sharing arrangement built into our contract with ReCommunity, the private RMPF operator. Athens-Clarke County pays a processing fee for each ton of recyclable material we deliver or cause to be delivered, to the RMPF. In return, we receive an 80% share of the revenues from the sale of the recyclable materials.

** In October 2011, the RMPF switched to single stream and at that time ACC started receiving host fees through ReCommunity from RMPF usage by other communities, business, industry, institutions, and other entities that ReCommunity is paying directly.

Comparison of Fiscal Year 2011 to Fiscal Year Fiscal Year 2012

	FY11	FY12	Difference
Total Tons	14,688.97	15,735.75	7.13 % increase
Net Cost or (Profit)	(\$308,065.60)	(\$320,235.49)	(\$12,169.89)

	FY11	FY12	Difference
Average TPM	1,224.08	1,311.31	7% increase
Net Cost/(Profit) Per Ton	(\$20.94)	(\$20.35)	\$0.59 decrease

TPM=Tons Per Month

The following provides specific information on the recyclable tonnage delivered to the RMPF by the service programs of the Athens-Clarke County Solid Waste Department.

Solid Waste Department Recycling – Individual Program Information

Program Name	Tons of Recyclables	
	FY11	FY12*
Urban Service District Residential Curbside Recycling	1846.32	1793.93
Countywide Residential Drop-Off Recycling	2343.80	2158.31
Central Business District (Downtown) Recycling	1239.80	1190.46
Commercial Dumpster (Business) Recycling	1475.66	1179.47
Undetermined Location ACC Solid Waste Material	0	194.94
Totals	6905.58	6517.11

* Scale conversion at MRF interrupted source data during the month of November 2011.

**Recycling Division Annual Report
Fiscal Year 2012 (July 1, 2011 – June 30, 2012)**

The following provides specific information on the recyclable tonnage delivered to the RMPF by private haulers who have a solid waste franchise or are otherwise approved to operate in Athens-Clarke County. Please note that not all of the recyclables collected by these haulers are delivered to the Athens-Clarke County RMPF; some may be delivered to other facilities outside Athens-Clarke County.

University of Georgia – Individual Program Information

Tons of Recyclables to the ACC Recycling Facility

Name of Hauler	FY11	FY12
University of Georgia	1315.86	1271.31

Private Hauler Recycling– Individual Program Information

Tons of Recyclables to the ACC Recycling Facility

Name of Hauler	FY11	FY12*
AAA Sanitation	99.13	492.98
BFI	75.37	Republic Purchased
F4 Sanitation	446.47	477.78
Oconee Waste Transport	140.16	218.90
Roll Off	26.65	119.10
Republic/Robertson Sanitation	244.36	669.88
Waste Pro	1185.44	1179.78
Totals	2217.58	3158.42

** Many of our local private haulers stopped bringing (some and/or all) residential curbside tonnage to the ACC Recycling Facility in FY11 and many returned in October FY12. Their return was a result of the conversion of the facility to accept single-stream recyclables.*

The following provides specific information on the recyclable tonnage delivered to the RMPF by neighboring cities or counties who have been approved to use the RMPF. Please note that not all of the recyclables collected by these cities or counties are delivered to the Athens-Clarke County RMPF; some may be delivered to other facilities outside Athens-Clarke County.

Neighboring City or County Recycling– Individual Program Information

Tons of Recyclables

Name of City or County	FY11	FY12
Oconee County	478.17	647.84
Morgan County	303.62	261.22
Oglethorpe County	198.38	233.32
Madison County	254.33	222.39
Walton County	113.56	94.63
City of Monroe	67.06	93.10
Elbert County	37.27	62.13
City of Washington	45.49	45.15
City of Bogart	0	13.48
Hart County	29.48	0
City of Elberton	5.18	0
Totals	1,532.54	1673.26

**Recycling Division Annual Report
Fiscal Year 2012 (July 1, 2011 – June 30, 2012)**

Summary of RMPF Tonnage (By User)

RMPF Customer Name	Tons	% of RMPF Tonnage
Solid Waste Department	6467.22	41%
Private Haulers	3158.42	20%
Miscellaneous Users *	3114.69	20%
Neighboring City or County	1673.26	11%
University of Georgia	1271.31	8%
Totals	15,734.75**	100%

* *Miscellaneous users are local businesses that directly haul their recyclables to the RMPF (eg: Classic City Moving & Storage, Carrier, The Lindsay Group, McLane Trucking, etc.)*

** *This tonnage is slightly off from the total incoming recycling tonnage on page 1. This difference is due to the scale conversion in November 2011. We have tonnage that came in but was not registered to a specific customer.*

II. OTHER ATHENS-CLARKE COUNTY SOLID WASTE DEPARTMENT RECYCLING, WASTE REDUCTION, AND LANDFILL DIVERSION ACTIVITIES

Description of Activity	Recycled/Diverted
Water Pollution Control Waste	10,845.69* tons
Dirt	684.58 tons
Yard Trimmings (Includes materials accepted at landfill from residents/businesses including the annual <i>Bring One for the Chipper</i> program)	276.5 tons
Countywide Leaf & Limb Collection Program	4956.95 tons
Scrap Metal	77.1 tons
Wood Pallets	7.55 tons
Scrap Tires	73.71 tons
Mercury Containing Devices (bulbs, thermostats and thermometers)	0.006 tons
Electronics	84.89 tons
Batteries (alkaline and rechargeable)	6.98 tons
Batteries (car batteries and other large batteries)	4.93 tons
Plastic Wrap Recycling (partnership with Trex)	7.61 tons
Bulbs (fluorescent, HID, mixed)	2.72 tons
Technotrash (CD's, DVD's, VHS tapes, floppy disks)	1.45 tons
Cooking Oil (grease)	2,339 gallons**
Reuse Activity: Teacher Reuse Store	tons **
Inkjet and Toner Cartridges	Not Available
Cell phones	Not Available

Total (approximate): 17,031 tons

* *Approved by the Georgia Environmental Protection Division's Land Protection Branch, this material is mixed with mulched leaf and limb materials and composted at the Landfill. The compost is used as intermediate daily cover at the Landfill as an alternative to using soil and/or sold to the general public.*

** *Not included in final tonnage.*

Total Tons Recycled (all activities)	32,766.75 tons **
Total Tons Disposed	67,140.09 tons **
DIVERSION RATE	33%

** *This is only ACC Recycling Facility and ACC Landfill tonnage. This does not include recyclables and/or trash taken to other landfills, material processing facilities and/or end markets.*

III. PERCENTAGE OF WASTE RECYCLED IN SOLID WASTE DEPARTMENT PROGRAMS

Service Program Name	Solid Waste Disposed (In Tons)	Recyclables Collected (In Tons)	% of Waste Recycled
Urban Service District Residential Service	4,926.57	1793.93	27%
Central Business District (Downtown) Service	1,034.80	1239.80	55%
Commercial Dumpster (Business) Service	5,398.37	1179.48	18%
Countywide Leaf & Limb Service	N/A	4,037.41	100%

Summary of Recycling Drop-Off Site Tonnage (By Site)

Community Recycling Drop-Off Name	FY11	FY12	% of Total
Georgia Square Mall	640.27	599.75	31%
Tag Office (Jail Road)	438.07	424.00	22%
Jefferson Road Fire Station	226.22	199.65	10%
Winterville	188.50	180.82	9%
College Avenue (Cleveland Road)	173.65	169.51	9%
George Gibson's Menswear (Baxter Street)	98.11	116.88	6%
Athens-Clarke County Landfill	87.68	85.27	4%
Athens Technical College	74.45	71.66	4%
Power Partners, Inc. (Newton Bridge Road)	36.93	59.80	3%
Danielsville Road Fire Station	26.69	41.97	2%
Total	1,990.57	1,949.31	100%

IV. COMMERCIAL COMPOST PROGRAM


This commercial compost program includes bio-solids from ACC Public Utilities and leaf and limb debris from ACC Solid Waste leaf and limb collection program.

Material	Amount
Bio-Solids (provided by ACC Public Utilities)	4,476.68 tons
Leaf and Limb Debris	4,037.41 tons
Compost (finished product sold)	5,620 cubic yards
Revenue from the sale of compost	\$46,243.72

**Recycling Division Annual Report
Fiscal Year 2012 (July 1, 2011 – June 30, 2012)**

IV. ENVIRONMENTAL BENEFITS SUMMARY

The following provides the estimated environmental benefits of Athens-Clarke County's recycling and other waste reduction efforts using the National Recycling Coalition's Benefits Calculator.

 **Reduction in Greenhouse Gas Emissions 16,622 MTCE (Metric Tons of Carbon Equivalent)**


This is equivalent to keeping 12,542 automobiles off the road each year.

 **Energy Savings 395,405 BTU (British Thermal Units)**


This is equivalent to saving enough energy to provide electricity to 3,759 households per year.

 **Reduced Air Emissions 15,909.2 tons**

Air emissions reduced through recycling include decreases in aldehydes, ammonia, carbon dioxide, carbon monoxide, chlorine, hydrogen fluoride, lead, hydrogen chloride, metals, hydrocarbons, methane, nitrogen oxides, other organics, particulates, and sulfur oxides.

 **Reduced Waterborne Wastes 59.2 tons**

Waterborne Wastes reduced through recycling include decreases in acid, ammonia, BOD, COD, cyanide, dissolved solids, fluorides, iron, metal ion, oil, phenol, sulfuric acid, and suspended solids.

 **Total Natural Resources Saved just by recycling 125 tons of ferrous steel 251 tons**

Natural resources saved include iron ore, coal and limestone.

 **Total Number of Trees Saved just by recycling 3,300 tons of Paper 39, 597 trees**

This number includes tonnage of newsprint (2,448 tons) and mixed paper (852 tons) recycled in our program.