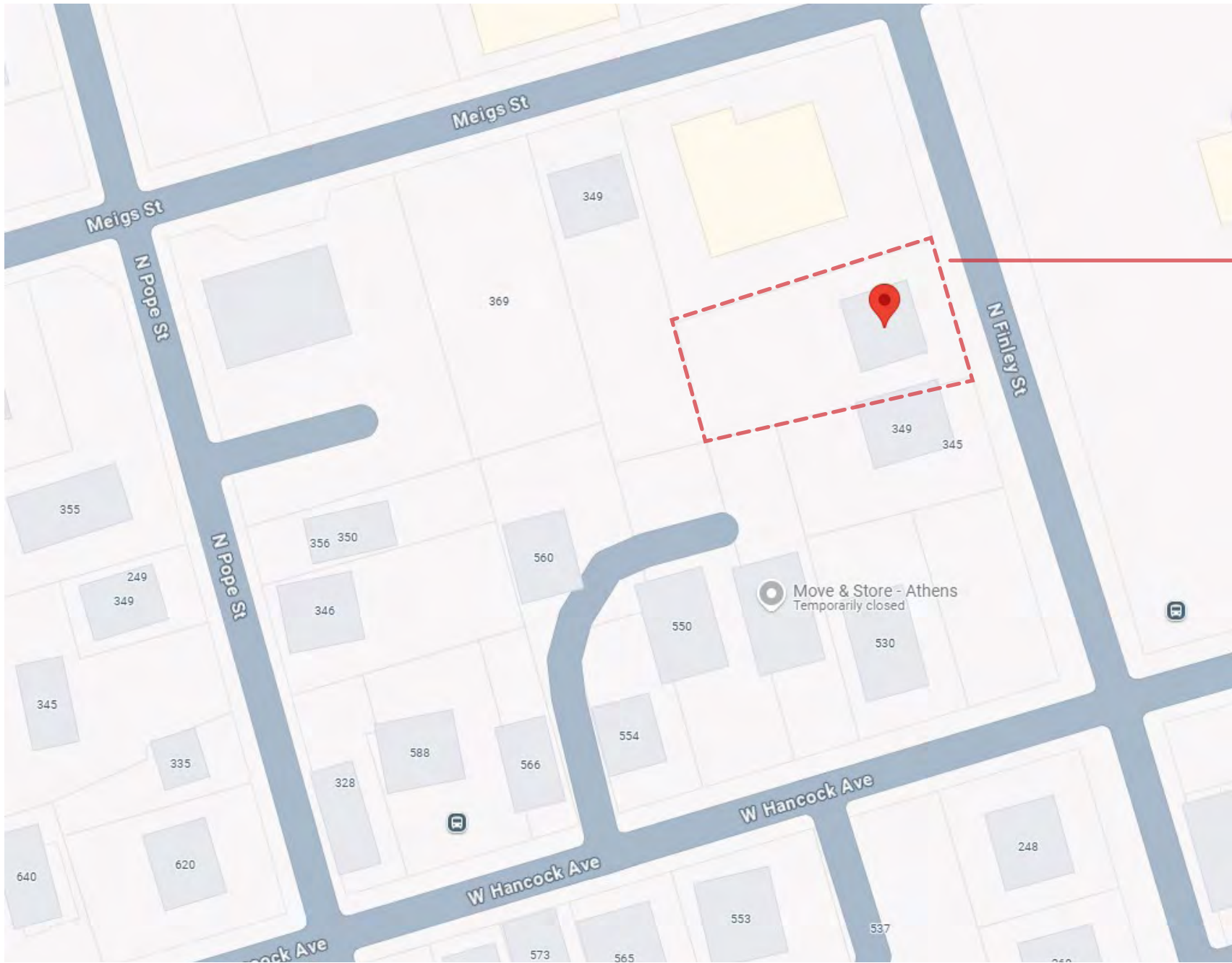


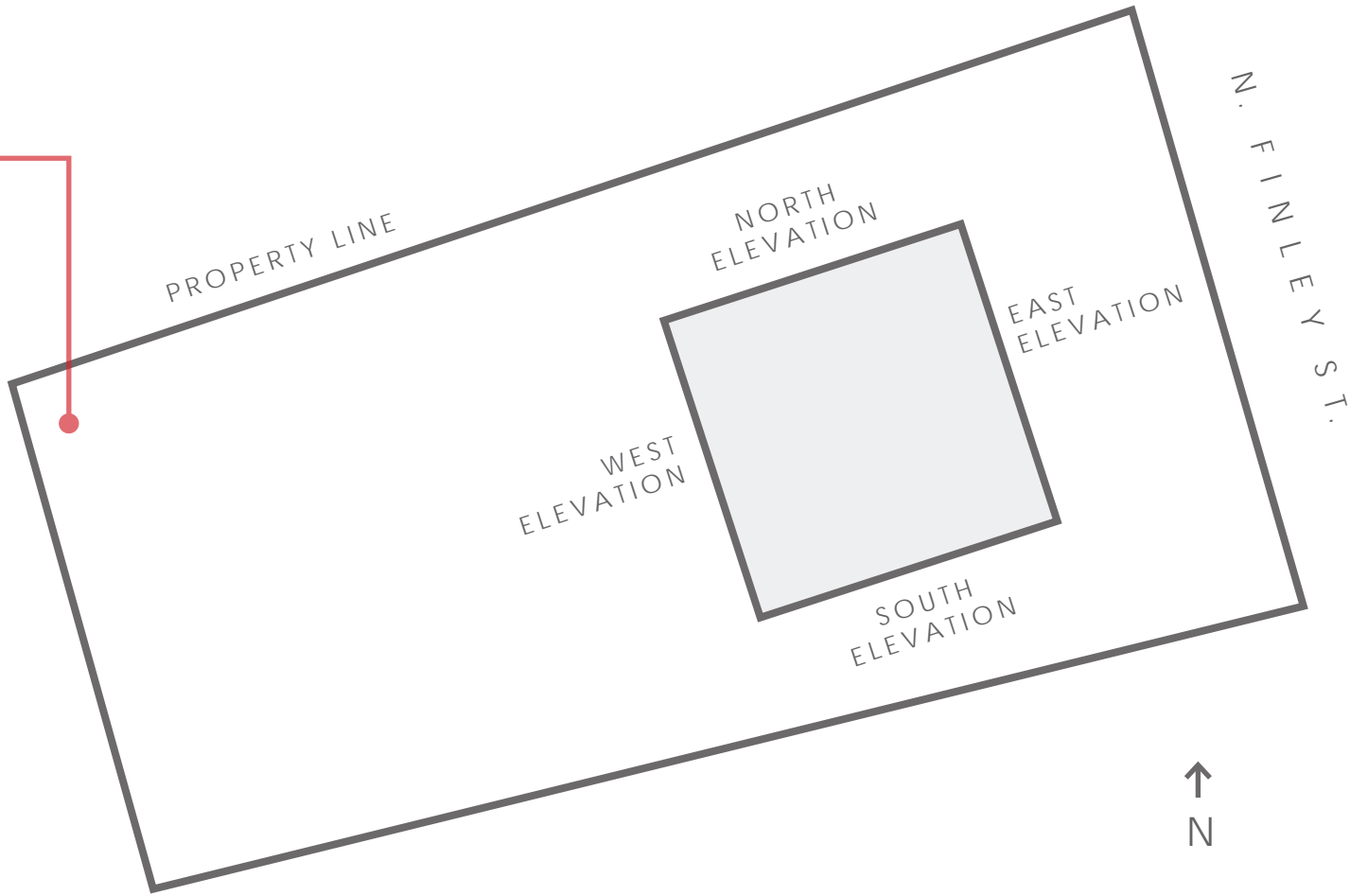
3 6 9 N O R T H F I N L E Y

A T H E N S , G E O R G I A

C E R T I F I C A T E O F A P P R O P R I A T E N E S S
A P P L I C A T I O N P A C K A G E



SITE MAP



SITE DIAGRAM

EAST ELEVATION
DOCUMENTATION



OVERALL EAST ELEVATION



WINDOW A
ALUMINUM WINDOW
NON-HISTORICAL



WINDOW B
WOOD WINDOW
SIGNS OF ROT

SOUTH ELEVATION
DOCUMENTATION



OVERALL SOUTH ELEVATION



WINDOW A
WOOD WINDOW
ROT, IRREGULAR REPAIRS



WINDOW B
ALUMINUM WINDOW
NON-HISTORICAL



WINDOW C
VINYL WINDOW
NON-HISTORICAL



WINDOW D
VINYL WINDOW
NON-HISTORICAL



WINDOW E
VINYL WINDOW
NON-HISTORICAL

WEST ELEVATION
DOCUMENTATION



OVERALL WEST ELEVATION



WINDOW A
WOOD WINDOW
ROT, DEGRADED



WINDOW B
ALUMINUM WINDOW
NON-HISTORICAL



WINDOW C
VINYL WINDOW
NON-HISTORICAL

NORTH ELEVATION
DOCUMENTATION



OVERALL NORTH ELEVATION



WINDOW A
WOOD WINDOW
ROT, FALLING APART



WINDOW B
WOOD WINDOW
ROT, FALLING APART

PROPOSED WINDOW SPECIFICATION

TECHNICAL DOCUMENTATION



“HOUSING BETWEEN NEWTON AVE AND FINLEY STREET,” DATE UNKNOWN

IMAGE TO SHOW HISTORIC 12 LITE DOUBLE HUNG WINDOWS FOR REFERENCE; RECEIVED FROM “GROWING UP IN ATHENS GA” FACEBOOK PAGE



PROPOSED WINDOW SPECIFICATION

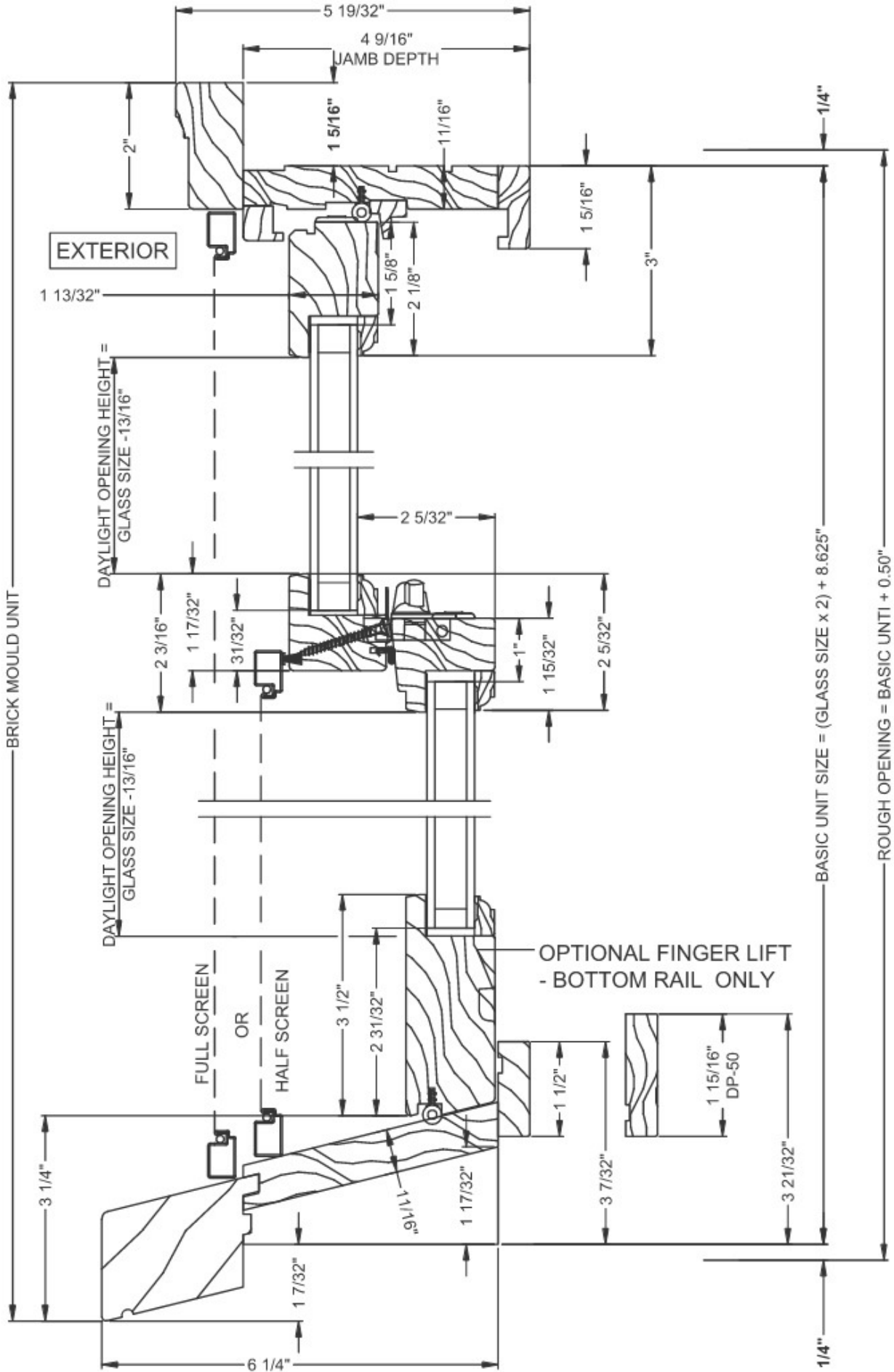
MANUFACTURER: SIERRA PACIFIC WINDOWS

MODEL: ALL WOOD DOUBLE HUNG - WITH HISTORIC SILL NOSE

CUSTOM FRAME; 50/50 SASH SPLIT; EXTERIOR + INTERIOR GRILLE TO MATCH RESPECTIVE FINISHES

FINISH: EXTERIOR; PINE, PRIMED + PAINTED WHITE, INTERIOR; NATURAL PINE

* REPRESENTATIONAL IMAGE OF PROPOSED CUSTOM WINDOWS



SAMPLE WINDOW SECTION FROM MANUFACTURER